

YEAR 9 — REASONING WITH ALGEBRA... Straight Line Graphs

@whisto_maths

What do I need to be able to do?

By the end of this unit you should be able to:

- Compare gradients
- Compare intercepts
- Understand and use $y = mx + c$
- Find the equation of a line from a graph
- Interpret gradient and intercepts of real-life graphs

Keywords

Gradient: the steepness of a line

Intercept: where two lines cross. The y-intercept: where the line meets the y-axis

Parallel: two lines that never meet with the same gradient

Co-ordinate: a set of values that show an exact position on a graph

Linear: linear graphs (straight line) — linear common difference by addition/ subtraction

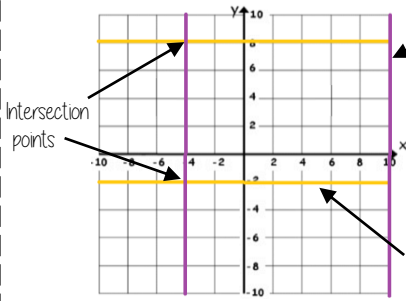
Asymptote: a straight line that a graph will never meet

Reciprocal: a pair of numbers that multiply together to give 1

Perpendicular: two lines that meet at a right angle

Lines parallel to the axes

R



All the points on this line have a x coordinate of 10

Lines parallel to the y axis take the form $x = a$ and are vertical

Lines parallel to the x axis take the form $y = a$ and are horizontal

All the points on this line have a y coordinate of -2
eg (3, -2) (7, -2) (-2, -2) all lay on this line because the y coordinate is -2

'a' can be ANY positive or negative value including 0

Plotting $y = mx + c$ graphs

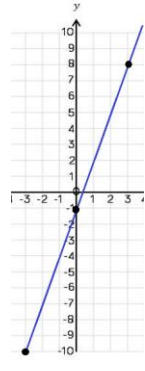
R

$y = 3x - 1$ → 3 x the x coordinate then - 1

x	-3	0	3
y	-10	-1	8

Draw a table to display this information

This represents a coordinate pair (-3, -10)



You only need two points to form a straight line

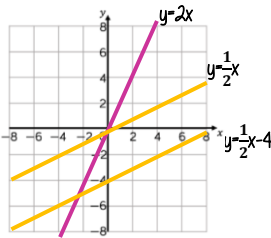
Plotting more points helps you decide if your calculations are correct (if they do make a straight line)

Remember to join the points to make a line

Compare Gradients

$y = mx + c$

The coefficient of x (the number in front of x) tells us the gradient of the line



The greater the gradient — the steeper the line

Positive gradients

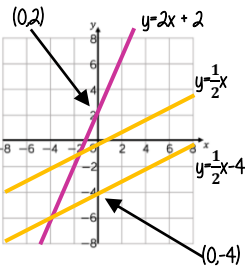
Parallel lines have the same gradient

Negative gradients

Compare Intercepts

$y = mx + c$

The value of c is the point at which the line crosses the y-axis Y intercept



The coordinate of a y intercept will always be (0,c)

Lines with the same y-intercept cross in the same place

$y = mx + c$

The coefficient of x (the number in front of x) tells us the gradient of the line

$y = mx + c$
y and x are coordinates

The value of c is the point at which the line crosses the y-axis Y intercept

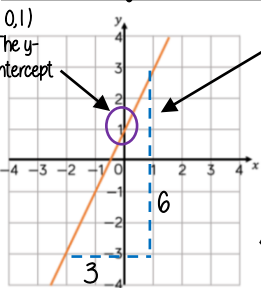
The equation of a line can be rearranged. Eg

$y = c + mx$

$c = y - mx$

Identify which coefficient you are identifying or comparing

Find the equation from a graph



The Gradient $\frac{6}{3} = 2$

$y = 2x + 1$

The direction of the line indicates a positive gradient

Positive gradients

Negative gradients

Real life graphs

A plumber charges a £25 callout fee, and then £12.50 for every hour. Complete the table of values to show the cost of hiring the plumber.

Time (h)	0	1	2	3	8
Cost (£)	£25				£125

In real life graphs like this values will always be positive because they measure distances or objects which cannot be negative.

Direct Proportion graphs

To represent direct proportion the graph must start at the origin

When you have 0 pens this has 0 cost. The gradient shows the price per pen.

A box of pens costs £2.30

Complete the table of values to show the cost of buying boxes of pens.

Boxes	0	1	2	3	8
Cost (£)		£2.30			

The y-intercept shows the minimum charge. The gradient represents the price per mile

YEAR 9 — REASONING WITH ALGEBRA...

Forming and Solving Equations

@whisto_maths

What do I need to be able to do?

By the end of this unit you should be able to:

- Solve inequalities with negative numbers
- Solve equations with unknowns on both sides
- Solve inequalities with unknowns on both sides
- Substitute into formulae and equations
- Rearrange formulae

Keywords

Inequality: an inequality compares two values showing if one is greater than, less than or equal to another

Variable: a quantity that may change within the context of the problem

Rearrange: Change the order

Inverse operation: the operation that reverses the action

Substitute: replace a variable with a numerical value

Solve: find a numerical value that satisfies an equation

Solve equations with brackets

R

$$3(2x + 4) = 30$$

$$3(2x + 4) = 30$$

Expand the brackets

$$6x + 12 = 30$$

$$6x + 12 = 30$$

$$6x = 18$$

$$6x = 18$$

$$x = 3$$

$$x = 3$$

Form and solve inequalities

R



Two more than treble my number is greater than 11

Find the possible range of values

$$3x + 2 > 11$$

Solve

$$x > 3$$

$$x > 3$$

Inequalities with negatives

Method 1 Make x positive first

$$2 - 3x > 17$$

$$+ 3x + 3x$$

$$2 > 17 + 3x$$

$$-17 -17$$

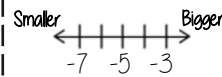
$$-15 > 3x$$

$$\div 3 \div 3$$

$$-5 > x$$

x is true for any value smaller than -5

✓ CHECK IT!
 $2 - 3(-6) = 20$
TRUE/ CORRECT



Equations with unknown on both sides

$$4x + 5 = 3x + 24$$

$$-3x -3x$$

$$x + 5 = 24$$

$$x + 5 = 24$$

$$x = 19$$

$$x + 5 = 24$$

$$-5 -5$$

$$x = 19$$

Inequalities with unknown on both sides

Solving inequalities has the same method as equations

$$5(x + 4) < 3(x + 2)$$

$$5x + 20 < 3x + 6$$

$$2x + 20 < 6$$

$$2x < -14$$

$$x < -7$$

Check it!

$$5(-8 + 4) < 3(-8 + 2)$$

$$5(-4) < 3(-6)$$

$$-20 < -18$$

✓ -20 IS smaller than -18

Method 2 Keep the negative x

$$2 - 3x > 17$$

$$-2 -2$$

$$-3x > 15$$

$$\div -3 \div -3$$

$$x > -5$$

x is true for any value bigger than -5

This cannot be true...

$$x < -5$$

When you multiply or divide x by a negative you need to reverse the inequality

Formulae and Equations

Substitute in values

Formulae — all expressed in symbols

Equations — include numbers and can be solved

Rearranging Formulae (one step)

$$x = y + z$$

$$x = y + z$$

Rearrange to make y the subject.

$$y = x - z$$

$$y \rightarrow +z \rightarrow x$$

$$y \leftarrow -z \leftarrow x$$

Using inverse operations or fact families will guide you through rearranging formulae

Rearranging can also be checked by substitution.

Language of rearranging...

Make XXX the subject

Change the subject

Rearrange

Rearranging Formulae (two step)

In an equation (find x)

$$4x - 3 = 9$$

$$+3 +3$$

$$4x = 12$$

$$\div 4 \div 4$$

$$x = 3$$

In a formula (make x the subject)

$$xy - s = a$$

$$+s +s$$

$$xy = a + s$$

$$\div y \div y$$

$$x = \frac{a + s}{y}$$

The steps are the same for solving and rearranging

Rearranging is often needed when using $y = mx + c$

e.g Find the gradient of the line $2y - 4x = 9$

Make y the subject first $y = \frac{4x + 9}{2}$

$$\text{Gradient} = \frac{4}{2} = 2$$