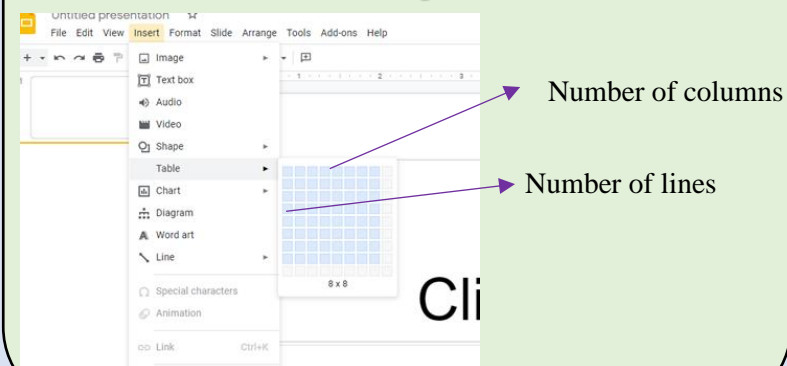


## What you need to know:

### How to make a table in Google slides



### How to work out what percentage of your money you spend on different categories

$$P\% = \frac{x}{y} \times 100$$

P% - percentage

x – the amount you spend on a category

y – the total amount of money you spend in a week

### Reviewing your work

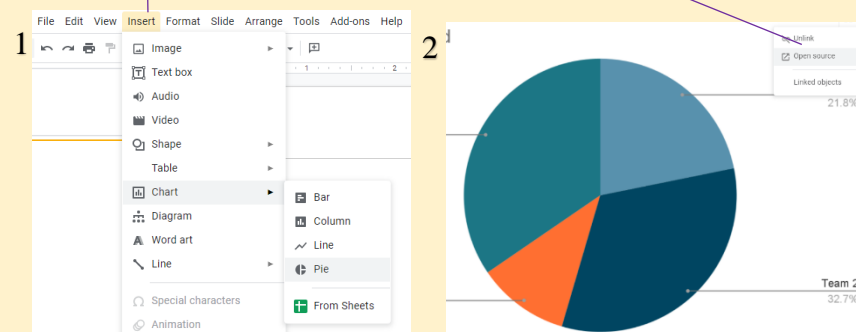
For each challenge you have completed, tick off the skills you used:

- **Learning** – did you learn anything new?
- **Teamwork** – did you work in a team or did someone help you to complete your work?
- **Coping with Problems** – was this difficult at first, but you managed it in the end?
- **Use of IT** – did you use any technology?
- **Use of English** – did you read, write, spoke about or listened to anything?
- **Use of Maths** – did you use your numeracy skills?

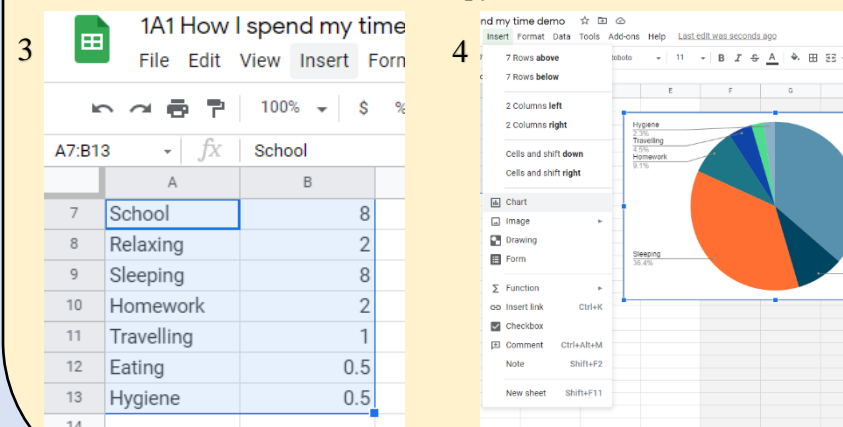
### How to make charts in Google slides

Insert => Charts => Pie

Open source and delete pre-entries



Select => Insert => Charts => Copy => Close window => Paste



## Vocabulary

**Weekly spending** – the amount of money one spends over seven days

**Monthly spending** – the amount of money one spends over a month

**Offer** – a deal made by a seller to attract customers, by offering cheaper prices or larger quantities

**Investigate** – carry out a research or a study into a subject or problem

**Mobile phone deal** – paying a single monthly fee for a fixed period of time in exchange for mobile phone services

**Report** – giving a spoken or written account of something that one has observed, heard, done, or investigated

**Wages** – a fixed regular payment earned for work or services, typically paid on a daily or weekly basis

**Benefits** – an advantage or profit gained from something

## You need to be able to:

- Keep a record of how you spend your money for a week. Use these calculations to work out your monthly spending;
- Suggest ways you could save money;
- Visit a supermarket and record the prices of 10 different items that are sold in two or more sizes;
- Work out the price per item, kilogram or litre and investigate how offers influence the prices;
- Investigate which is the best mobile phone deal for you, considering what you use your phone for;
- Find two jobs that you would like to apply for and compare the wages and other benefits offered;
- Have a discussion with your class to find out which are the best paid jobs.

## Tips for a good discussion:

- Create notes for your discussion by writing point you would like to make or things you would like to say;
- Listen carefully to the ideas presented by others;
- Ask and answer questions;
- Express your opinion with arguments;
- Remember to be polite;
- Use positive and open body language;
- Try to get everyone involved in the discussion;
- Further develop points made by others.

## Things to consider when searching for jobs:

- What distance are you willing to travel to your future job?
- What wages are you looking for?
- What are the benefits offered?
  - o Holiday, private medical insurance, pension fund
- What are the working hours required?
- Is there an additional pay for overtime?